

Scaled data based on original data using
LM-79-08 Approved Method: Electrical and Photometric Measurements of Solid-
State Lighting Products

Test Report Prepared for
Cooper Lighting Solutions
(formerly Eaton)

Brand: McGRAW-EDISON

Report Number: P386163

Luminaire Tested: **GWC-SA1D-735-U-SL3**

Issue Date: 3/3/2020

Test Information

Test Method: LM-79-08
Report Number: P386163
TEST IS SCALED FROM IESNA LM-79-08 TEST DATA (G2-1903-205-22)
Test Lab: INNOVATION CENTER
Issue Date: 3/3/2020
Manufacturer: COOPER LIGHTING SOLUTIONS (FORMERLY EATON)
Product Line: MCGRAW-EDISON
Catalog Number: GWC-SA1D-735-U-SL3
Description: GALLEON WALL LUMINAIRE
(1) 70 CRI, 3500K, 1200mA LIGHTSQUARE WITH 16 LEDS AND TYPE III SPILL
LIGHT ELIMINATOR OPTICS
Light Source: -
Ballast/Driver: ELECTRONIC DRIVER

Summary

Lumens per Lamp: N/A
Luminaire Lumens: 7784.7 lumens
Efficiency: N/A
Efficacy: 116.2 lumens/watt
Luminous Opening: Rectangular (W 0.5' x L: 0.5' x H: 0')
IES Classification: Type III - Medium
BUG Rating: B1 - U0 - G2

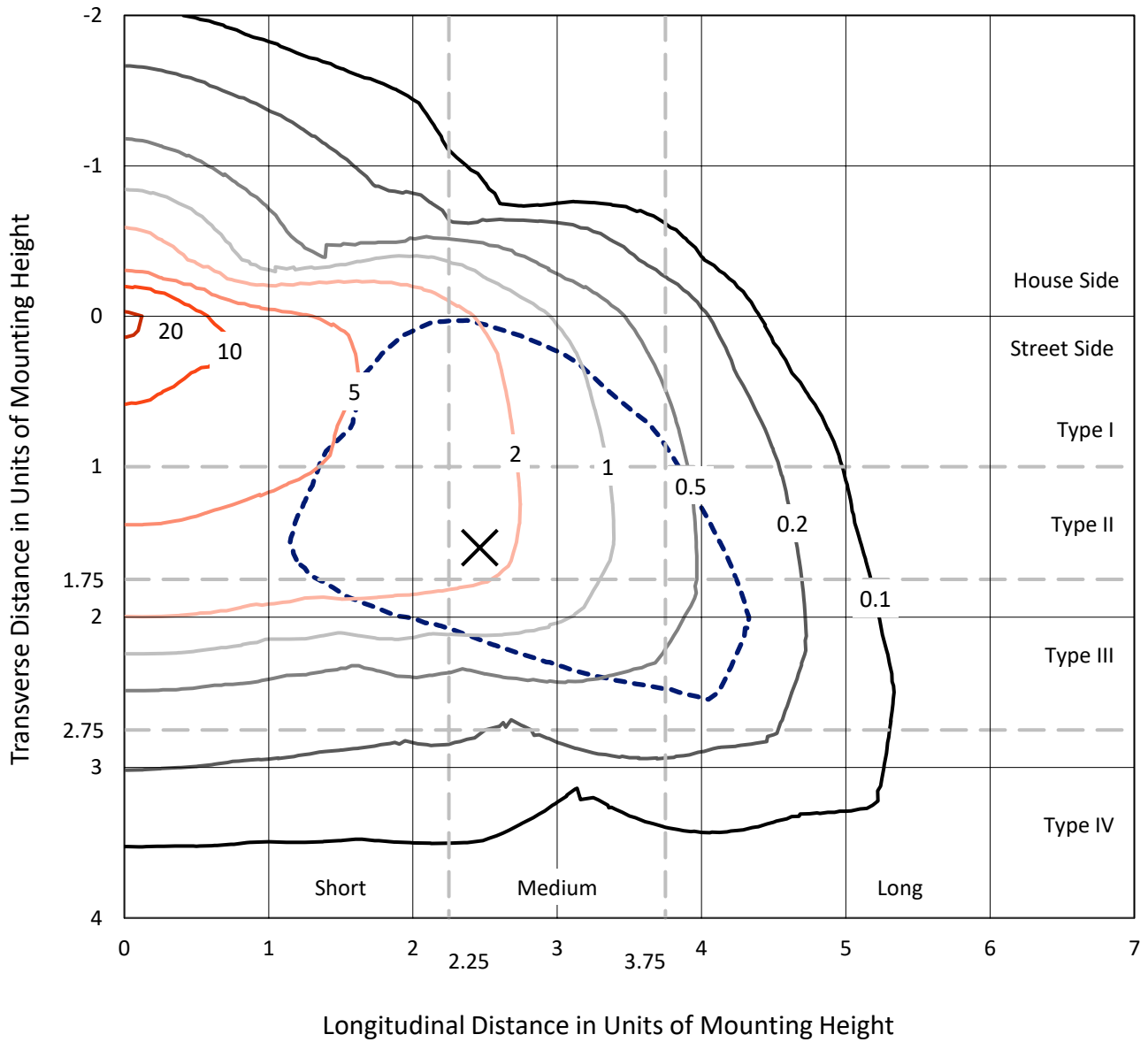
Input Watts (W): 67
Input Voltage (V): NR
Input Current (A_{in}): NR
Voltage Rise (V): NR
Power Factor: NR
Total Harmonic Distortion (THDi): NR
Frequency (hertz): 60
Stabilization Time: NR
Operation Time: NR
Ambient Temperature (°C): NR
Test Distance: 24 FT



REPORT NUMBER: P386163
 CATALOG NUMBER: GWC-SA1D-735-U-SL3

Iso-Footcandle Lines of Horizontal Illumination

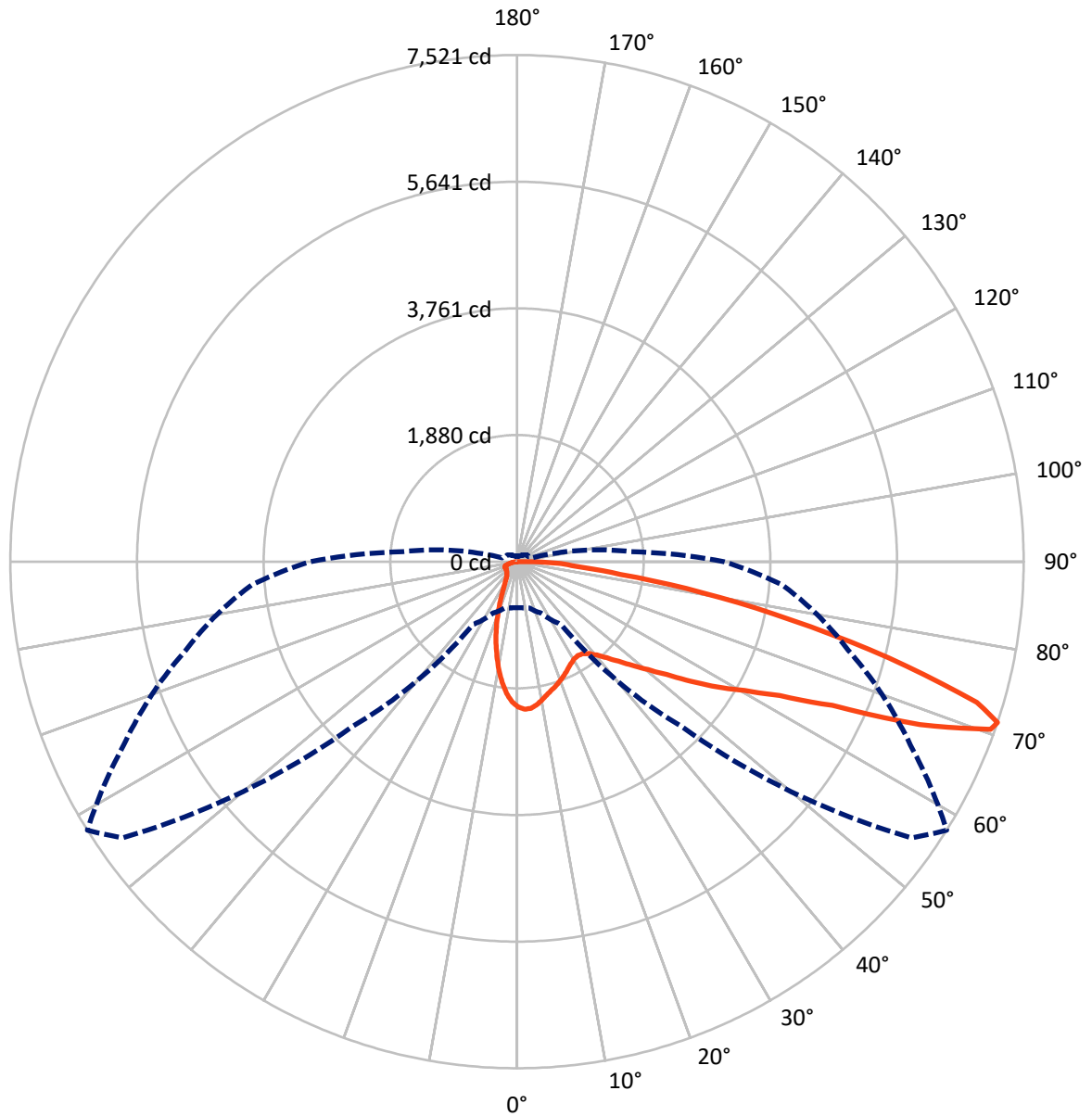
✕ Max cd
 - - - 1/2 Max cd



Based on 10 foot mounting height. Maximum calculated value = 21.6 fc
 Type III - Medium - N/A

REPORT NUMBER: P386163
CATALOG NUMBER: GWC-SA1D-735-U-SL3

Luminous Intensity Polar Plot



— Vertical Plane Through 58-Deg Lateral - - - Horizontal Cone Through 71-Deg Vertical

REPORT NUMBER: P386163

CATALOG NUMBER: GWC-SA1D-735-U-SL3

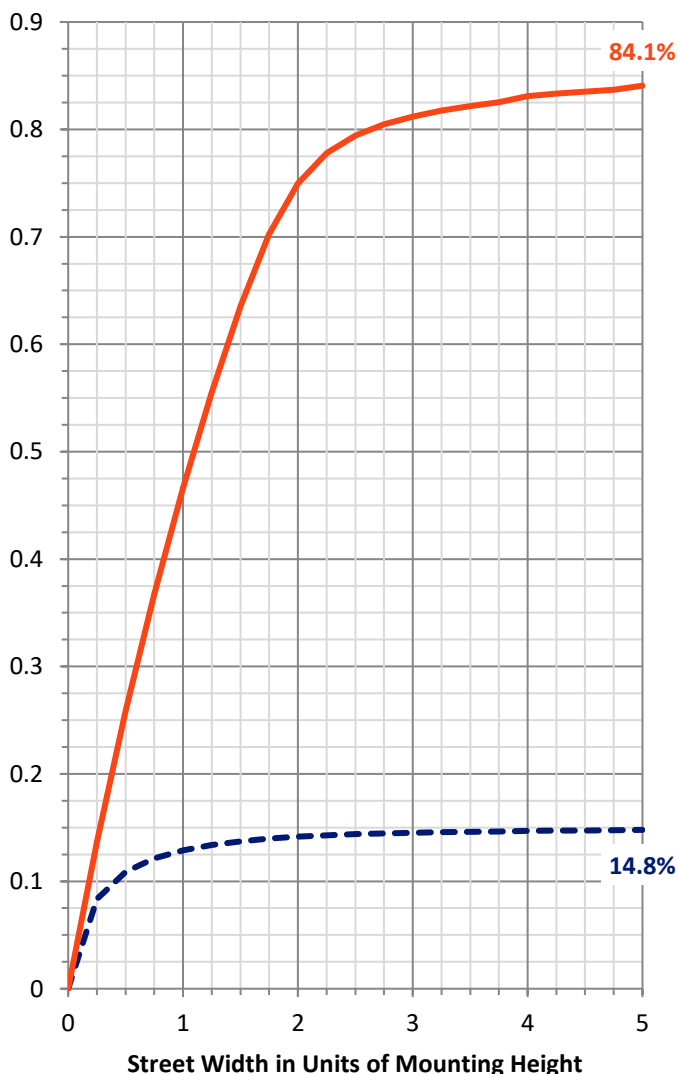
FLUX DISTRIBUTION:

		Downward	Upward	Total
House Side	Lumens	1163.9	0.0	1163.9
	% Fixture	15.0	0.0	15.0
Street Side	Lumens	6620.9	0.0	6620.9
	% Fixture	85.0	0.0	85.0
Total	Lumens	7784.7	0.0	7784.7
	% Fixture	100.0	0.0	100.0

ZONAL LUMENS:

Zone	Lumens	% Fixture
0°-10°	186.1	2.4
10°-20°	413.8	5.3
20°-30°	525.8	6.8
30°-40°	669.8	8.6
40°-50°	949.8	12.2
50°-60°	1469.9	18.9
60°-70°	2001.1	25.7
70°-80°	1335.0	17.1
80°-90°	233.4	3.0
90°-100°	0.0	0.0
100°-110°	0.0	0.0
110°-120°	0.0	0.0
120°-130°	0.0	0.0
130°-140°	0.0	0.0
140°-150°	0.0	0.0
150°-160°	0.0	0.0
160°-170°	0.0	0.0
170°-180°	0.0	0.0
0°-90°	7784.7	100.0
0°-180°	7784.7	100.0

Coefficient of Utilization



REPORT NUMBER: P386163

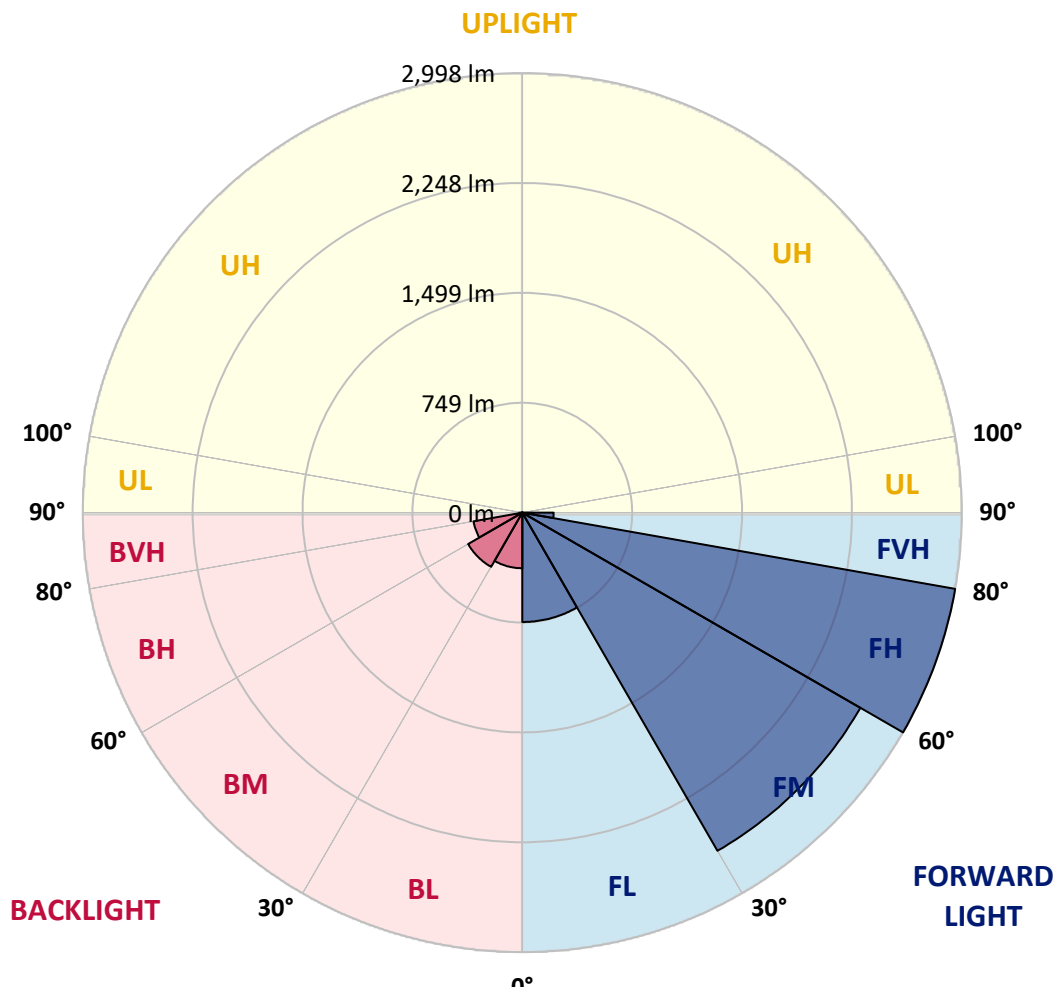
CATALOG NUMBER: GWC-SA1D-735-U-SL3

LUMINAIRE CLASSIFICATION SYSTEM LUMEN TABLE AND BUG RATING:

Zone	Lumens	% Fixture	Zone Rating/Lumen Limit		
			B	U	G
FL (0°-30°)	746.3	9.6			
FM (30°-60°)	2662.8	34.2			
FH (60°-80°)	2997.8	38.5			G2/5000
FVH (80°-90°)	214.0	2.7			G2/225
BL (0°-30°)	379.4	4.9	B1/500		
BM (30°-60°)	426.8	5.5	B1/1000		
BH (60°-80°)	338.3	4.3	B1/500		G1/500
BVH (80°-90°)	19.4	0.2			G1/100
UL (90°-100°)	0.0	0.0		U0/0	
UH (100°-180°)	0.0	0.0		U0/0	

BUG Rating: B1-U0-G2

Type III Medium





REPORT NUMBER: P386163

CATALOG NUMBER: GWC-SA1D-735-U-SL3

CANDELA DISTRIBUTION (FULL):

	0°	5°	15°	25°	35°	45°	55°	58°	65°	75°	85°
0°	2156.9	2156.9	2156.9	2156.9	2156.9	2156.9	2156.9	2156.9	2156.9	2156.9	2156.9
2.5°	2214.2	2211.1	2212.2	2210.0	2204.9	2199.8	2192.2	2193.5	2183.0	2167.2	2147.6
5°	2172.3	2171.3	2179.4	2184.0	2187.8	2184.8	2182.7	2185.4	2169.9	2148.2	2114.3
7.5°	2084.8	2072.9	2083.1	2098.6	2113.3	2124.3	2139.0	2140.9	2131.1	2108.4	2063.8
10°	1960.3	1948.9	1964.1	1988.2	2017.5	2044.1	2073.6	2079.1	2080.9	2060.4	2006.4
12.5°	1831.3	1822.5	1837.7	1871.6	1920.1	1961.1	2008.3	2016.4	2033.2	2019.4	1953.3
15°	1715.7	1712.4	1730.9	1764.3	1820.1	1882.7	1950.8	1965.7	1994.2	1989.5	1911.8
17.5°	1615.9	1615.1	1629.2	1664.1	1726.0	1805.2	1893.6	1918.8	1961.1	1966.5	1877.6
20°	1541.6	1539.9	1549.7	1575.6	1639.2	1729.0	1831.7	1866.5	1927.4	1946.4	1842.3
22.5°	1501.7	1501.4	1501.7	1513.9	1566.0	1649.6	1771.6	1813.9	1894.7	1930.5	1803.3
25°	1495.0	1494.2	1488.2	1486.9	1516.4	1583.1	1712.0	1758.5	1863.5	1919.4	1766.2
27.5°	1512.6	1513.6	1505.8	1493.1	1499.0	1539.5	1660.1	1710.0	1838.6	1917.2	1740.4
30°	1549.2	1548.7	1541.9	1528.6	1516.9	1523.1	1623.3	1673.2	1821.8	1926.7	1722.8
32.5°	1589.6	1592.6	1591.2	1583.9	1566.5	1541.6	1612.1	1660.9	1816.9	1949.4	1715.1
35°	1638.1	1641.4	1651.2	1656.9	1636.5	1596.4	1636.0	1678.3	1831.0	1992.3	1727.4
37.5°	1684.2	1692.7	1720.0	1744.2	1726.8	1682.1	1699.5	1729.5	1874.7	2059.8	1760.1
40°	1737.4	1744.7	1789.5	1840.7	1838.0	1791.6	1801.7	1821.8	1951.6	2156.7	1819.6
42.5°	1789.7	1804.4	1869.2	1941.8	1962.8	1921.8	1937.8	1948.4	2060.1	2284.9	1923.1
45°	1859.4	1875.1	1965.2	2052.8	2101.6	2078.5	2104.1	2108.1	2196.5	2459.5	2073.6
47.5°	1964.9	1982.8	2087.7	2179.7	2254.3	2256.7	2298.7	2297.1	2366.8	2659.4	2263.2
50°	2129.2	2155.0	2240.9	2326.9	2417.5	2468.0	2524.1	2516.2	2570.9	2872.3	2481.5
52.5°	2344.5	2356.5	2420.2	2483.7	2596.2	2709.3	2789.8	2782.8	2802.6	3091.1	2729.3
55°	2567.7	2576.7	2603.0	2637.7	2789.0	2973.4	3143.7	3132.6	3082.4	3318.3	2974.2
57.5°	2768.4	2786.5	2804.7	2819.1	2983.1	3249.5	3505.7	3506.5	3386.1	3563.5	3227.2
60°	2799.6	2815.6	2935.7	3049.1	3315.3	3617.7	3893.2	3885.1	3700.4	3829.4	3509.2
62.5°	2474.7	2510.8	2711.5	3013.0	3635.4	4291.2	4387.5	4377.5	4076.2	4157.3	3837.6
65°	1773.5	1814.4	2056.5	2509.7	3480.2	5033.5	5279.7	5144.7	4588.8	4560.6	4222.1
67.5°	1023.1	1032.9	1137.8	1501.7	2649.8	5072.3	6640.8	6451.8	5384.6	5018.1	4410.4
70°	756.6	756.3	781.2	924.2	1434.0	4139.7	7288.0	7457.5	6222.5	5168.5	4144.3
71°	684.2	685.0	712.9	841.1	1135.6	3465.0	7150.5	7521.4	6443.3	5094.2	3951.7
72.5°	585.1	587.9	626.7	754.4	955.4	2389.5	6558.3	7137.5	6548.0	4910.9	3650.5
75°	443.9	450.2	503.8	635.9	873.2	1211.9	4813.3	5699.5	5816.9	4333.3	2712.5
77.5°	316.8	323.8	384.5	534.8	830.0	913.3	3223.4	4157.3	4280.7	2777.0	1223.6
80°	200.1	208.5	254.4	425.5	779.9	867.2	2025.6	2794.4	2334.2	888.7	311.3
82.5°	117.4	123.9	157.8	278.0	637.0	835.2	1191.8	1549.0	908.4	268.5	141.6
85°	68.1	71.0	98.4	177.1	462.7	788.3	875.6	865.8	394.3	131.2	67.0
87.5°	31.8	35.2	58.3	92.4	256.8	571.3	692.1	597.9	245.2	61.5	31.5
90°	0.0	0.0	0.0	0.0	0.0	0.0	0.0	0.0	0.0	0.0	0.0



REPORT NUMBER: P386163
 CATALOG NUMBER: GWC-SA1D-735-U-SL3

CANDELA DISTRIBUTION (continued):

	90°	95°	105°	115°	125°	135°	145°	155°	165°	175°	180°
0°	2156.9	2156.9	2156.9	2156.9	2156.9	2156.9	2156.9	2156.9	2156.9	2156.9	2156.9
2.5°	2138.2	2133.6	2114.3	2097.2	2079.3	2056.1	2030.2	2027.0	2011.2	2014.2	2008.8
5°	2095.9	2084.2	2037.8	1995.8	1946.2	1901.7	1853.4	1831.3	1799.2	1797.1	1788.9
7.5°	2035.4	2013.7	1941.8	1862.2	1782.4	1706.5	1631.4	1582.0	1531.6	1510.2	1508.3
10°	1967.4	1930.5	1824.7	1706.8	1591.8	1480.9	1373.5	1294.0	1222.4	1188.5	1187.2
12.5°	1902.8	1848.4	1703.2	1542.7	1385.4	1241.7	1094.5	990.0	900.3	870.2	857.5
15°	1848.1	1771.3	1585.0	1379.7	1188.8	989.3	821.7	711.8	628.8	600.1	594.6
17.5°	1794.9	1696.2	1463.8	1215.1	984.4	764.9	597.1	515.5	471.3	459.6	459.4
20°	1742.0	1618.9	1337.1	1046.8	786.6	572.2	459.1	422.4	407.6	406.2	404.0
22.5°	1682.1	1537.0	1204.0	877.8	613.9	449.9	390.2	375.6	373.7	378.6	378.6
25°	1625.9	1455.7	1068.9	712.3	477.5	375.3	348.4	345.5	350.6	359.3	360.1
27.5°	1573.6	1377.2	937.1	565.4	382.6	330.6	319.4	323.0	332.2	342.2	342.5
30°	1530.5	1303.2	809.2	445.6	323.2	297.2	295.3	302.4	312.3	320.2	322.1
32.5°	1497.1	1240.1	685.5	358.2	284.4	272.2	273.9	279.8	286.0	290.5	293.4
35°	1481.7	1185.8	571.3	302.1	259.7	253.0	255.1	258.4	261.2	264.3	266.8
37.5°	1484.4	1143.8	469.4	267.1	243.2	239.7	239.7	239.7	239.7	241.3	241.6
40°	1509.6	1119.7	386.4	244.9	232.1	228.4	225.4	222.6	220.5	221.5	221.0
42.5°	1574.1	1117.5	325.7	230.8	223.2	216.9	211.0	207.1	204.5	205.5	206.1
45°	1683.7	1144.7	284.7	220.8	214.7	205.3	197.6	193.6	191.7	195.2	195.8
47.5°	1825.5	1203.7	259.7	213.4	206.9	194.5	186.3	182.5	183.0	188.2	189.6
50°	2008.3	1299.7	247.8	208.8	201.5	185.2	176.8	173.5	175.2	182.5	184.1
52.5°	2209.0	1438.0	249.2	207.4	197.9	178.4	169.5	165.7	168.4	175.2	176.5
55°	2440.5	1604.3	271.7	209.4	192.8	174.1	163.5	157.0	159.1	165.4	166.5
57.5°	2697.8	1794.6	317.0	208.8	186.3	170.0	157.3	147.5	149.2	152.9	154.1
60°	2965.8	2024.6	387.2	210.4	183.3	165.1	148.9	136.7	136.1	139.4	140.0
62.5°	3287.4	2290.6	467.5	211.6	185.2	158.9	137.7	125.8	124.2	125.0	125.6
65°	3618.8	2483.1	437.4	207.1	191.2	153.8	128.0	115.3	112.3	111.7	112.0
67.5°	3629.1	2276.7	306.7	198.5	193.6	151.1	120.7	106.3	101.5	99.5	99.3
70°	3254.6	1849.7	238.9	189.3	183.8	146.7	113.9	99.0	91.7	88.7	88.4
71°	3071.8	1702.7	226.4	184.7	176.5	142.3	110.9	95.7	88.1	84.9	84.4
72.5°	2785.2	1526.4	211.3	177.4	162.4	131.2	105.2	91.1	83.2	79.5	78.6
75°	1998.8	998.2	181.4	158.1	134.5	104.6	92.2	81.9	75.2	70.5	70.0
77.5°	770.1	397.3	137.2	131.5	103.1	81.9	75.9	70.7	65.9	61.2	61.0
80°	238.0	177.6	100.0	99.0	74.6	61.0	59.1	57.8	55.9	51.0	49.9
82.5°	127.2	101.9	68.9	64.0	48.8	40.7	42.8	43.4	43.7	38.5	38.0
85°	60.8	53.9	38.8	36.4	28.5	22.7	26.3	28.5	28.7	23.6	22.0
87.5°	29.0	28.2	18.1	13.8	10.6	7.6	9.2	11.4	12.5	8.9	7.9
90°	0.0	0.0	0.0	0.0	0.0	0.0	0.0	0.0	0.0	0.0	0.0

Signify Classified - Internal
Cooper Lighting Solutions Photometric Lab
1121 Highway 74 South
Peachtree City, GA 30269

Scaled Data Report



Report Generated By 670245982

Signify Classified - Internal
Cooper Lighting Solutions Photometric Lab
1121 Highway 74 South
Peachtree City, GA 30269

Scaled Data Report



Signify Classified - Internal
Cooper Lighting Solutions Photometric Lab
1121 Highway 74 South
Peachtree City, GA 30269

Scaled Data Report



Signify Classified - Internal
Cooper Lighting Solutions Photometric Lab
1121 Highway 74 South
Peachtree City, GA 30269

Scaled Data Report





--- HS — SS

Signify Classified - Internal
Cooper Lighting Solutions Photometric Lab
1121 Highway 74 South
Peachtree City, GA 30269

Scaled Data Report



u

Signify Classified - Internal
Cooper Lighting Solutions Photometric Lab
1121 Highway 74 South
Peachtree City, GA 30269

Scaled Data Report



Signify Classified - Internal
Cooper Lighting Solutions Photometric Lab
1121 Highway 74 South
Peachtree City, GA 30269

Scaled Data Report



(END OF REPORT)